




Online Application form for Recruitment of Graduate Teacher and Post Graduate Teacher under Government of Assam

FLOW CHART

PERSONAL INFORMATION

To apply for the advertisement firstly refer to the advertisement pdf then on the home page click on the “ Application Form” option highlighted below. The candidate must read the advertisement pdf before applying for the advertisement.

 **GOVERNMENT OF ASSAM**
OFFICE OF THE DIRECTOR OF SECONDARY EDUCATION, ASSAM KAHILIPARA, GUWAHATI-19
Online Application form for Recruitment of Graduate Teacher and Post Graduate Teacher under Government of Assam

Home **Application Form** Login Contact Us

NEW & UPDATES

1. Download Advertisement Government Secondary School (Graduate Teacher)
2. Download Advertisement Provincialised Secondary Schools (Graduate Teacher)
3. Download Addendum Government Secondary School (Graduate Teacher)
4. Download Addendum Provincialised Secondary Schools (Graduate Teacher)


5. Download Advertisement Government Secondary School (Post Graduate Teacher)
6. Download Advertisement Provincialised Secondary Schools (Post Graduate Teacher)
7. Download Addendum Government Secondary School (Post Graduate Teacher)
8. Download Addendum Provincialised Secondary Schools (Post Graduate Teacher)

CORRIGENDUM

Flow Chart

Help Desk : 9967846773
[Monday to Saturday :10.00 am. to 05.00 pm.]

Then click on the “Next” Button Highlighted below.



GOVERNMENT OF ASSAM
OFFICE OF THE DIRECTOR OF SECONDARY EDUCATION, ASSAM KAHILIPARA, GUWAHATI-19
Online Application form for Recruitment of Graduate Teacher and Post Graduate Teacher under Government of Assam

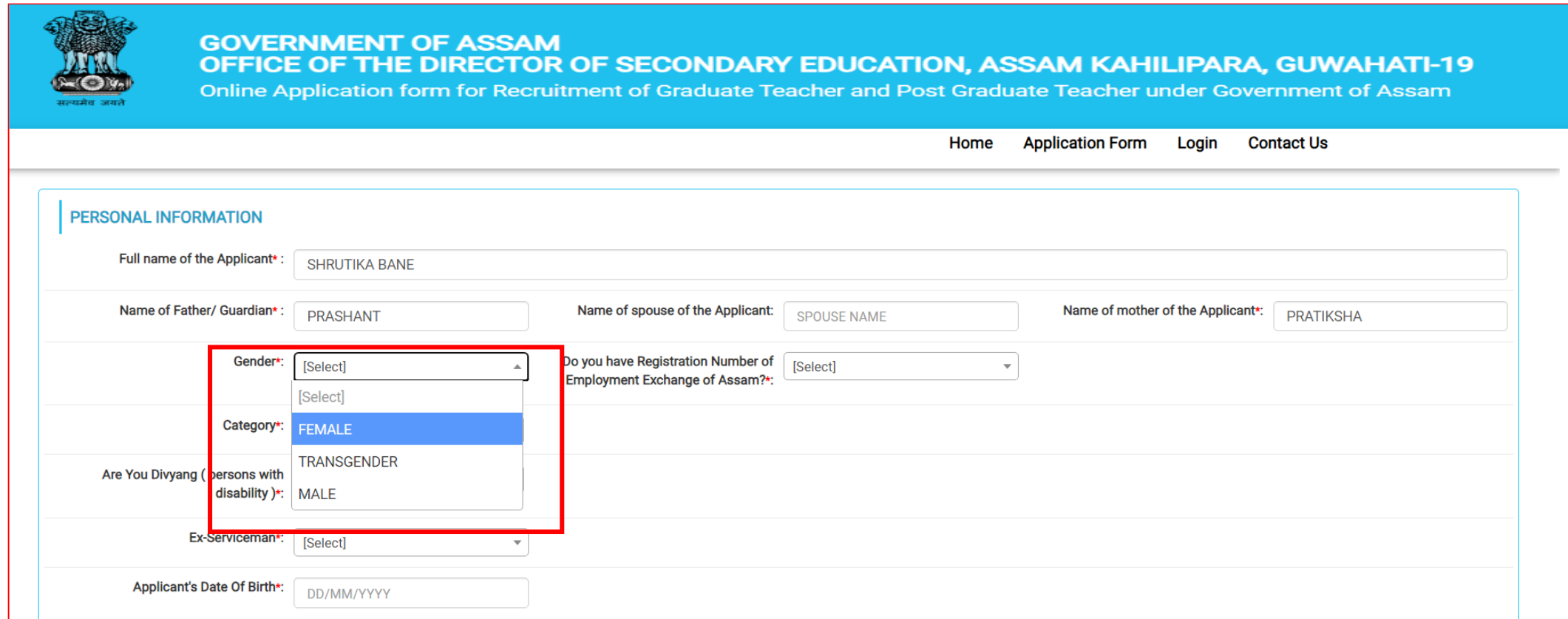
[Home](#) [Application Form](#) [Login](#) [Contact Us](#)

GENERAL GUIDELINES FOR FILLING IN ONLINE APPLICATIONS

- 1. Online Application form for Recruitment of Graduate Teacher and Post Graduate Teacher** under Government of Assam.
- 2. Single Registration Form :** Candidates must first register on the portal before proceeding with the application.
- 3. Eligibility :** Candidates need to identify and apply for the posts they are eligible for.
- 4. Selection :** The applicant must indicate 'Yes' or 'No' for the posts they wish to apply for or are ineligible for.
- 5. Mobile Authentication :** A valid mobile number is required throughout the process, verified via OTP.
- 6. Application Form :** Candidates must fill out personal information, select their exam Centre, and upload a signature and photograph.
- 7. Login Credentials :** Application Number and Password will be used for further login. Application No. and Password will sent on verified Mobile Number.
- 8. Upload Guidelines :** Scanned Photo (max 35 kb) and Signature (max 30 kb) must be uploaded in JPEG format.
Instruction For Photograph :
Size of photograph must be less than 35 kb.
Height of photograph must be between 250 pixel and 320 pixel.
width of photograph must be between 150 pixel and 220 pixel.
Instruction For Signature :
Size of signature must be less than 30 kb.
Height of signature must be between 100 pixel and 180 pixel.
width of signature must be between 150 pixel and 220 pixel.
- 9. No Changes Post-Submission :** Once the 'Submit' button is clicked, no changes can be made, so review carefully.
- 10. No Physical Submission :** There's no need to send hard copies of the application or documents.
- 11. Detailed Instructions :** Applicants should follow all instructions to avoid rejection.
- 12. No Corrections :** Mistakes made in the form cannot be corrected after submission.
- 13. Helpline:** Technical support is available via the provided helpline number during working hours. Helpline no. 08042303631 [Monday to Saturday: 10.00 am. to 05.00 pm.] only for technical queries related to online application.
- 14. Browser Compatibility:** The application is best accessed using Mozilla Firefox or Google Chrome.

[Next](#)

Now the candidate have to update their Full Name, Father's Name, Spouse Name(if any), Mother's Name and select the gender as per shown below in the picture.



GOVERNMENT OF ASSAM
OFFICE OF THE DIRECTOR OF SECONDARY EDUCATION, ASSAM KAHILIPARA, GUWAHATI-19
Online Application form for Recruitment of Graduate Teacher and Post Graduate Teacher under Government of Assam

Home Application Form Login Contact Us

PERSONAL INFORMATION

Full name of the Applicant*: SHRUTIKA BANE

Name of Father/ Guardian*: PRASHANT Name of spouse of the Applicant: SPOUSE NAME Name of mother of the Applicant*: PRATIKSHA

Gender*: [Select] Do you have Registration Number of Employment Exchange of Assam?*: [Select]

Category*: FEMALE

Are You Divyang (persons with disability)*: TRANSGENDER

MALE

Ex-Serviceman*: [Select]

Applicant's Date Of Birth*: DD/MM/YYYY

After gender selection the next field is “Do you have Registration Number of Employment Exchange of Assam?” if the candidate select “Yes” the Next field of “Registration Number of Employment Exchange of Assam” will pop up in that the candidate have to update their Employment exchange number.

Do you have Registration Number of Employment Exchange of Assam?*	<input type="text" value="YES"/>	Registration Number of Employment Exchange of Assam*:	<input type="text" value="REGISTRATION NUMBER OF EMPL"/>

If the candidate select “No” then the next field of “Registration Number of Employment Exchange of Assam” will pop up in which the candidate have to select between the option Highlighted below.

Do you have Registration Number of Employment Exchange of Assam?*	NO	Registration Number of Employment Exchange of Assam*	[Select] [Select] HAVE APPLIED WILL APPLY

Now the candidate have to select their category from selection Box highlighted below.

PERSONAL INFORMATION

Full name of the Applicant*: SHRUTIKA BANE

Name of Father/ Guardian*: PRASHANT Name of spouse of the Applicant: SPOUSE NAME Name of mother of the Applicant*: PRATIKSHA

Gender*: [Select] Do you have Registration Number of Employment Exchange of Assam?*: [Select]

Category*:
General
[Select]
General
SC
STP
Applicant's Date Of Birth*: STH
OBC/MOBC
Nationality*: INDIAN

Religion*: [Select]

Permanent Residents of Assam*: [Select] Language of MIL/Language (HSLC Or equivalent examination)*: [Select]

If the candidate is from “OBC/MOBC” category then the form will ask for their “Caste” which they have to select from the selection box highlighted below.

PERSONAL INFORMATION

Full name of the Applicant*: SHRUTIKA BANE

Name of Father/ Guardian*: PRASHANT Name of spouse of the Applicant: SPOUSE NAME Name of mother of the Applicant*: PRATIKSHA

Gender*: [Select] Do you have Registration Number of Employment Exchange of Assam?*: [Select]

Category*: OBC/MOBC Caste*: **TEA TRIBES & ADIVASI**

Are You Divyang (persons with disability)*: YES Percentage of disability: [Select] Divyang Type (persons with disability)*: [Select]

Divyang ID Card No. issued by Govt. authority*: DIVYANG ID CARD NO. Divyang ID Card issuing District*: DIVYANG ID CARD ISSUING DISTRI

The next field is “Disability” if the candidate select “Yes” in the section of disability the Next 4 field will be pop up as shown below. I first field the candidate have to update the disability percentage(The disability percentage should be more then 40%). In the next field the candidate have to select the divyang type from the drop box highlighted below. Then the candidate have to update the Divyang Id card number and ID card issuing District.

Are You Divyang (persons with disability)*:	YES	Percentage of disability*:	40%	Divyang Type (persons with disability)*:	[Select]
			Please enter precentage of disability		[Select]
Divyang ID Card No. issued by Govt. authority*:	DIVYANG ID CARD NO.	Divyang ID Card issuing District*:	DIVYANG ID CARD ISSUING DISTRI		OH (Orthopaedically Handicapped) with at least One Arm and One Leg
					LV (Low Vision)
					HI (Hearing Impaired)

Now the next field is “Ex-Serviceman” if the candidate select “Yes” then the application will ask you for Ex-serviceman ID Card No and ID card issuing District.

Ex-Serviceman*:	YES	Ex-Servicemen ID Card No. issued by Zila Sainik Board*:	EX-SERVICEMEN ID CARD NO	Ex-Servicemen ID Card issuing District*:	EX-SERVICEMEN ID CARD ISSUING
Applicant's Date Of Birth*:	DD/MM/YYYY				
Nationality*:	INDIAN	Religion*:	[Select] [Select] Hinduism Islam Sikhism Christianity Jainism		

The next step is Date of Birth in which the candidate have to select their date of birth from the calendar. **As per criteria:**

For the post of Graduate Teacher-A candidate must not be less than 18 years of age and not more than 40 years for unreserved category, 42 years for Ex-Servicemen, 43 years for OBC/ MOBC and 45 years for SC/ ST(P)/ST(H) and 50 years for Persons with Disability (PwD) as on 1st January, 2023

For the post of Post Graduate Teacher- A candidate must not be less than 21 years of age and not more than 38 years for open category, 40 years for Ex-Servicemen, 41 years for OBC/ MOBC and 43 years for SC/ ST(P)/ST(H) and 48 years for Persons with Disability (PwD) as on 1st January,2023.

Ex-Serviceman*: [Select] ▼

Applicant's Date Of Birth*: DD/MM/YYYY

Oct ▼ 2006 ▼

Su	Mo	Tu	We	Th	Fr	Sa
1	2	3	4	5	6	7
8	9	10	11	12	13	14
15	16	17	18	19	20	21
22	23	24	25	26	27	28
29	30	31				

[Select] ▼

Now the candidates have to select whether they are “permanent resident of Assam”, Language of MIL/Language (HSLC or equivalent), Language as one of the subject, if any other than MIL and Medium of Instruction in class X as shown below.

Permanent Residents of Assam* :	NO	Language of MIL/Language (HSLC Or equivalent examination)*:	[Select]
Language as one of subject, If any other than MIL*:	[Select]	Medium of Instructions in Class X*:	[Select]
Do you have Aadhaar Card*:	ASSAMESE		ASSAMESE
Marital Status*:	BENGALI		BENGALI
	HINDI		HINDI
	BODO		BODO
	ENGLISH		ENGLISH
Address 1*:		Address 2*:	

Now the last two field in personal Information is Aadhar card and Martial Status. If the candidate select “Yes” in Aadhar card the they will get the field to update the “Aadhar card number” if they select “No” then the candidate will get a pop up field of “Do you Belong in family of “D” Voter?.

Do you have Aadhaar Card?*	YES	Aadhaar Card Number*	AADHAAR CARD NUMBER
Marital Status*	NO		

Do you have Aadhaar Card?*	NO	Do You Belong in family of 'D' Voter?*	[Select]
Marital Status*	NO		

If the candidate select “Yes” in Marital Status the they will get the field to “DETAILS OF CHILD/CHILDREN”. As per criteria No person having more than two living children on or after 01/01/2021 from a single or multiple partners shall be eligible for appointment as per the Govt. policy on Small Family Norms, the Guidelines contained in the Notification No. ABP.69/2019/17 dated 06/11/2019 and No.ABP.69/2019/18 dated 16/11/2019.

The image shows a portion of a web form with a red border. At the top, there is a field labeled "Marital Status*" with a dropdown menu set to "YES". Below this, a section titled "DETAILS OF CHILD/CHILDREN" is visible. Underneath, there is a field labeled "Do you have a Child/Children?*" with a dropdown menu. The dropdown menu is open, showing options "[Select]", "[Select]", "YES", and "NO". The "NO" option is highlighted in blue. Below the dropdown, there is a field labeled "Address 1*" under the heading "PERMANENT ADDRESS INFOR".

PERMANENT ADDRESS INFORMATION

In Address Information the candidate have to update the permanent address as per shown below, if the candidate Present Address is not same to the permanent address then the candidate have to click the check box highlights below.

PERMANENT ADDRESS INFORMATION

Address 1*:	<input type="text" value="ABC WING"/>	Address 2*:	<input type="text" value="ABC ROAD"/>	Address 3*:	<input type="text" value="ABC"/>
City / Village*:	<input type="text" value="ASSAM"/>	Police Station*:	<input type="text" value="A"/>	Pin*:	<input type="text" value="000001"/>
District*:	<input type="text" value="[Select]"/>				
<input type="checkbox"/> Present Address Not Same With Permanent Address					

If the candidate select the check box the application will ask the candidate for the present Address as shown below.

Present Address Not Same With Permanent Address

PRESENT ADDRESS INFORMATION

Address 1*:	<input type="text" value="XYZ WING"/>	Address 2*:	<input type="text" value="XYZ BUILDING"/>	Address 3*:	<input type="text" value="XYZ ROAD"/>
City / Village*:	<input type="text" value="ASSAM"/>	Police Station*:	<input type="text" value="X"/>	Pin*:	<input type="text" value="000002"/>
District*:	<input type="text" value="[Select]"/>	State*:	<input type="text" value="[Select]"/>		

CONTACT INFORMATION

In Contact Information the candidate have to update the mobile Number after updating the number the candidate should click on “Send OTP” button highlighted below. Once done the candidate have to update the OTP and verify it by clicking on “Verify OTP” button Highlighted below.

Present Address Not Same With Permanent Address

CONTACT INFORMATION

Mobile Number*:

Email Id*:

MEDIUM OF BOOKLET

In Medium of Booklet the candidate have to select the “Medium of Booklet” from the drop box highlighted below.

The image shows a screenshot of a web form with a red border. The form has several sections separated by horizontal lines. The first section is titled 'MEDIUM OF TEST BOOKLET' in blue text. Below this title is a label 'Medium of Test Booklet*:' followed by a dropdown menu. The dropdown menu is open, showing a list of options: '[Select]', '[Select]', 'ASSAMESE', 'BENGALI', 'BODO', and 'ENGLISH'. The 'ASSAMESE' option is highlighted with a blue background. Below the dropdown menu is another section titled 'DISTRICT FOR APPEARING IN' in blue text. Below this title is a note: '(Note - Department reserves the right to ... depending upon the number of a ...'. Below the note is a label 'Choice of District for Examination*:' followed by a dropdown menu. The third section is titled 'NCC / SPORTS / FINE ARTS AND CULTURAL ACTIVITIES' in blue text.

DISTRICT FOR APPEARING IN THE WRITTEN EXAMINATION

In this the candidate have to Select the district for examination

(**Note** - Department reserves the right to change, increase or decrease the venues depending upon the number of applications received and any other administrative exigencies.)

DISTRICT FOR APPEARING IN THE WRITTEN EXAMINATION

(**Note** - Department reserves the right to change, increase or decrease the venues depending upon the number of applications received and any other administrative exigencies.)

Choice of District for Examination*:

NCC / SPORTS / FINE ARTS AND CULTURAL ACTIVITIES

NCC ('C' or 'B' Certificate)*:

Sports (Participation in recognized sports at National Level representing Assam)*:

Fine Arts and Cultural Activities (Achievements in Fine Arts and Cultural Activities representing the State officially at National Level)*:

[Select]

[Select]

CACHAR

DIBRUGARH

JORHAT

KAMRUP

KAMRUP METRO

[Select]

NCC / SPORTS / FINE ARTS AND CULTURAL ACTIVITIES

In sports, first the candidate have to select the NCC certificate. Then the next field is “Sports (Participation in recognized sports at National Level representing Assam)”.

NCC / SPORTS / FINE ARTS AND CULTURAL ACTIVITIES

NCC ('C' or 'B' Certificate)*: [Select] ▲

Sports (Participation in recognized sports at National Level representing Assam)*: [Select]

Fine Arts and Cultural Activities (Achievements in Fine Arts and Cultural Activities representing the State officially at National Level.)*:

C Certificate

B Certificate

NO

Sports (Participation in recognized sports at National Level representing Assam)*: [Select] ▲

Fine Arts and Cultural Activities (Achievements in Fine Arts and Cultural Activities representing the State officially at National Level.)*:

YES

NO

If the candidate select “Yes” in Sports then the application will ask them for “Name of the sport”, “Name of the event/ Competition”, “Year of Event/Competition” and “Details of Achievements” as shown below.

Sports (Participation in recognized sports at National Level representing Assam)*:	<input type="text" value="YES"/>		
Name of sport*:	<input type="text" value="NAME OF SPORT"/>	Name of Event / Competition*:	<input type="text" value="NAME OF EVENT / COMPETITION"/>
		Year of Event / Competition*:	<input type="text" value="YEAR OF EVENT / COMPETITION"/>
Details of Achievements:	<input type="text" value="DETAILS OF ACHIEVEMENTS"/>		

Now the candidate have to select the “Fine Arts and Cultural Acitivities”. If the candidate select “Yes” then the field of “Name of Fine Arts and Cultural Activities”, “Name of Event / Competition”, “Year of Event / Competition” and “Details of Achievements” will pop up as shown below.

Fine Arts and Cultural Activities (Achievements in Fine Arts and Cultural Activities representing the State officially at National Level.):*	YES				
Name of Fine Arts and Cultural Activities*:	NAME OF FINE ARTS AND CULTUR,	Name of Event / Competition*:	NAME OF EVENT / COMPETITION	Year of Event / Competition*:	YEAR OF EVENT / COMPETITION
Details of Achievements*:	DETAILS OF ACHIEVEMENTS				

QUALIFICATION DETAILS

In Qualification details the candidate have to select the Stream, Marks Obtained, Total Marks, Percentage of Marks, Year of Passing, Roll No., Name of School/ Institute, Name of Board/ University as shown below.

(If the candidate fulfil the qualification condition as per the respective criteria mentioned in advertisement pdf then only they candidate will get eligible for the post. The Advertisement criteria pdf is on the home page.)

QUALIFICATION DETAILS (ALL DEGREES MUST BE ACQUIRED FROM RECOGNIZED UNIVERSITY/BOARD)

(Please Enter Percentage of marks by calculating from GPA/CGPA formula, if marks are provided in marks sheet as GPA/CGPA)

Educational Qualification	Stream	Marks Obtained	Total Marks	Percentage of Marks	Year Of Passing	Roll No.	Name of School / Institute	Name of Board / University
HSLC (10th) or equivalent examination passed		<input type="text" value="78"/>	<input type="text" value="100"/>	<input type="text" value="78.00"/>	<input type="text" value="2014"/>	<input type="text" value="00001"/>	<input type="text" value="ABC"/>	<input type="text" value="ASSAM BOARD"/>
HSSLC (12th) or equivalent examination passed	Commerce ▲	<input type="text" value="82"/>	<input type="text" value="100"/>	<input type="text" value="82.00"/>	<input type="text" value="2016"/>	<input type="text" value="00002"/>	<input type="text" value="XYZ"/>	<input type="text" value="ASSAM BOARD"/>
Graduate Degree	[Select] Arts Commerce Science Others	<input type="text" value="91"/>	<input type="text" value="100"/>	<input type="text" value="91.00"/>	<input type="text" value="2019"/>	<input type="text" value="00003"/>	<input type="text" value="GHI"/>	Mode of Course <input checked="" type="radio"/> REGULAR <input type="radio"/> ODL <input type="text" value="ASSAM UNIVERSITY"/>

Note
1) In case of PG degree you can select maximum four(4)degrees.

In graduation degree the candidate will get the dropdown as highlighted below. The candidate have to select the stream as per their qualification.

Graduate Degree	<input type="text" value="Commerce"/> [Select] Arts Commerce Science	<input type="text" value="MARKS OBT."/>
Note 1) In case of PG degree,you can 2) In case of equivalence degree		st have particular subject

If the candidate select “Art” stream the candidate have to select the “Professional Qualification in Teacher Education” from the dropdown highlighted below.

Professional Qualification in Teacher Education	PARANGAT ▲	MARKS OBT.	TO
Hindi / Sanskrit Certification Details	[Select]	MARKS OBT.	TO
Do you having Hindi as one of the subjects with 50% marks in Graduation	B.Ed	MARKS OBT.	TO
	B.T.	MARKS OBT.	TO
	PARANGAT	MARKS OBT.	TO
Do you having Sanskrit as one of the subjects with 50% marks in Graduation	YES ▼	MARKS OBT.	TO

After selecting professional Qualification the candidate have to select Hindi/ Sanskrit certificate Details from the dropdown highlighted below.


Hindi / Sanskrit Certification Details	Shastri ▲	MARKS OBT.	TOTAL MARI
Do you having Hindi as one of the subjects with 50% marks in Graduation	[Select] Pravin Ratna	MARKS OBT.	TOTAL MARI
Do you having Sanskrit as one of the subjects with 50% marks in Graduation	Shastri NA	MARKS OBT.	TOTAL MARI

Now the candidate have to select weather “Do you having Hindi as one of the subjects with 50% marks in Graduation” Or "Do you having Sanskrit as one of the subjects with 50% marks in Graduation”.

Do you having Hindi as one of the subjects with 50% marks in Graduation	<input type="text"/>
Do you having Sanskrit as one of the subjects with 50% marks in Graduation	<input type="text"/>



Similarly the candidate can select their Post graduation degree and Professional Qualification in Teacher Education from the drop box highlighted below respectively. and update all the details as shown before. If the candidate age doesn't fit to the criteria and fits in graduate teacher post criteria then the candidate have to select “NA” in post graduation degree field to get eligibility for graduate teacher post.

Post Graduate Degree	<div data-bbox="338 401 754 948"> <input type="text" value="[Select Multiple]"/> <ul style="list-style-type: none"> <li style="background-color: #4a86e8; color: white; padding: 2px;">MCOM - Accountancy or Finance MA - Assamese MA - Bengali MA - Anthropology MSC - Anthropology MA - Bodo </div>	MARKS OBT	TOTAL MARI		YEAF	ROLL NO.	NAME OF SCHOOL / INSTITUTE	Mode of Course <input type="radio"/> REGULAR <input type="radio"/> ODL <input type="text" value="NAME OF BOARD / UNIVERSITY"/>
Professional Qualification in Teacher Education		MARKS OBT	TOTAL MARI		YEAF	ROLL NO.	NAME OF SCHOOL / INSTITUTE	NAME OF BOARD / UNIVERSITY

Professional Qualification in Teacher Education	<div data-bbox="364 1032 779 1310"> <input type="text" value="[Select]"/> <input type="text" value="[Select]"/> <ul style="list-style-type: none"> <li style="background-color: #4a86e8; color: white; padding: 2px;">B.Ed B.T. PARANGAT </div>	MARKS OBT	TOTAL MARI		YEAF	ROLL NO.	NAME OF SCHOOL / INSTITUTE	NAME OF BOARD / UNIVERSITY
Instruction For Photograph → Size of photograph	Upload Photograph							

PHOTOGRAPH AND SIGNATURE

Here the candidate have to upload the photo and signature as per the Instruction given below. The photograph and signature must be clear.

<p>Instruction For Photograph:</p> <ul style="list-style-type: none">→ Size of photograph must be less than 35 kb.→ Height of photograph must be between 250 pixel and 320 pixel.→ width of photograph must be between 150 pixel and 220 pixel.	<p>Upload Photograph</p>	 <p>Click here</p>
<p>Instruction For Signature</p> <ul style="list-style-type: none">→ Size of signature must be less than 30 kb.→ Height of signature must be between 100 pixel and 180 pixel.→ width of signature must be between 150 pixel and 220 pixel.	<p>Upload Signature</p>	 <p>Signature</p>

DECLARATION:

After uploading Photo and Signature the candidate have to read the declaration and tick the check box highlighted below. Then the candidate can preview the application by clicking on the “Preview to Verify” button Highlighted below.

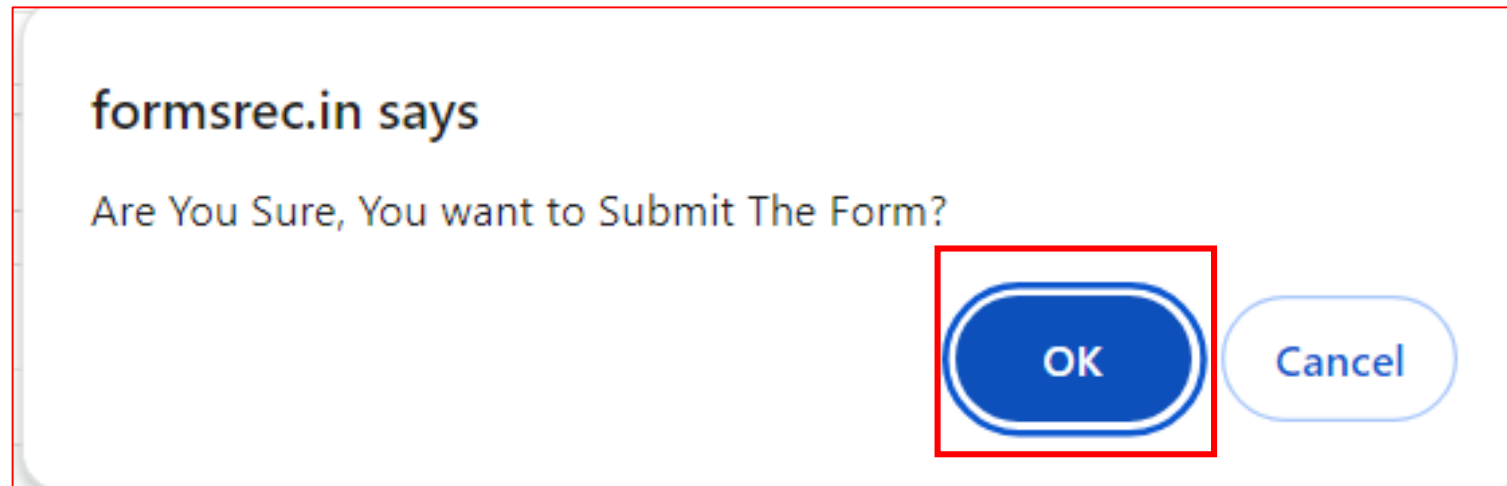
DECLARATION

I declare that I have not been convicted of any criminal offence under any law of the land.
I further declare that the above entries in my application form are correct. I am fully aware that I am liable for legal actions including cancellation of my candidature if any information so provided by me above is found to be false or incorrect.


I am aware that after the "Submit" button is clicked, I shall not be able to do any further corrections. I am responsible for the correctness of the entries made in the application form.

[Preview To Verify](#) [Submit](#)

After previewing the Application the candidate can submit the application by clicking on the submit button once the candidate click on the submit option they will get a pop up message on the window as shown below in that the candidate have to click on the “OK” button for submission of the application.



Once the Application got submitted the candidate will get the acknowledgment receipt as shown below.

 GOVERNMENT OF ASSAM OFFICE OF THE DIRECTOR OF SECONDARY EDUCATION, ASSAM KAHILIPARA, GUWAHATI-19 Online Application form for Recruitment of Graduate Teacher and Post Graduate Teacher under Government of Assam	
Home Application Form Login Contact Us	
Registration Acknowledgement	
Application No. :	2410000068
Full name of the Applicant :	SHRUTIKA
Name of father of the Applicant :	PRASHANT
Name of mother of the Applicant :	PRATIKSHA
Applicant DOB :	22/11/1998
Mobile Number :	87670 *****
Email Id :	baneshrutika011@gmail.com
Category:	GENERAL
Click here for Login	


Now the candidate have to login by clicking on the “Click Here for Login” button. The login credential will be sent on the registered mobile no.

Once the candidate get login they will direct to the page shown below. Now to apply for the post the candidate have to click on the “Apply post” option highlighted below and select the post .

Apply Post **Logout**

Apply for Graduate Teacher
Apply for Post Graduate Teacher

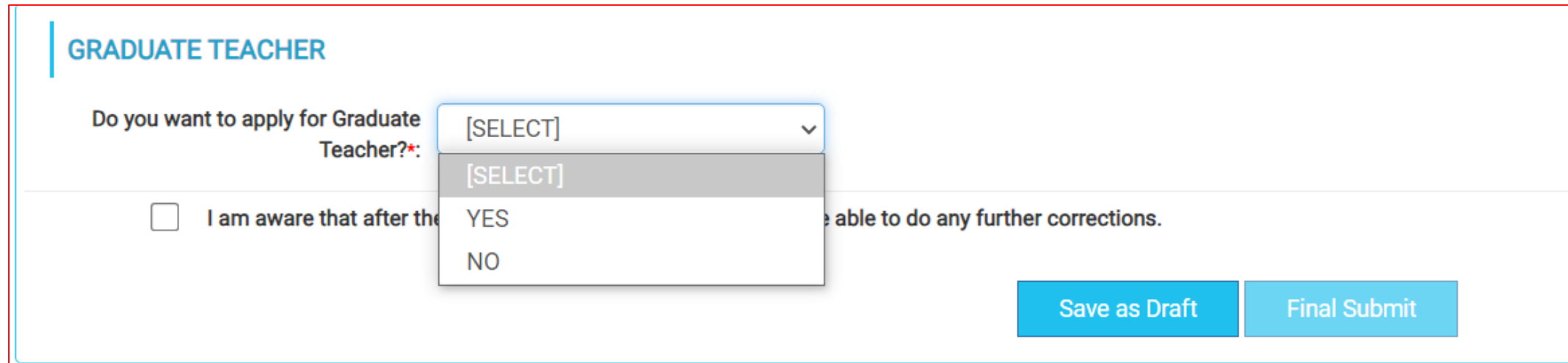
APPLICANT INFORMATION


V. Manjunath

Application No : 2410000076
Full name of the Applicant : UTSAVI
Name of father of the Applicant : ARUN
Applicant Date of Birth : 22/11/1998

For Graduate Teacher post

After selecting the post the candidate will get the option to select “YES” or “NO” for “Do you want to apply for the post.”



The screenshot shows a web form titled "GRADUATE TEACHER". The main question is "Do you want to apply for Graduate Teacher?*", with a dropdown menu currently showing "[SELECT]". Below this, there is a checkbox labeled "I am aware that after the submission you will not be able to do any further corrections." To the right of the checkbox, the text "able to do any further corrections." is visible. At the bottom right, there are two buttons: "Save as Draft" and "Final Submit".

GRADUATE TEACHER

Do you want to apply for Graduate Teacher?*

[SELECT]

[SELECT]

YES

NO

I am aware that after the submission you will not be able to do any further corrections.

Save as Draft Final Submit

After selecting “Yes” the candidate will have to select from the post as shown below.

Posts for Graduate Teacher*:

- Graduate Teacher (Arts)
- Graduate Teacher (Science)
- Graduate Teacher (Mathematics)
- Graduate Teacher (Hindi)
- Graduate Teacher (Sanskrit)

Now the Candidate have to select weather he is from“Government/Provincialised School”or Both as shown below.

Government / Provincialised School*:

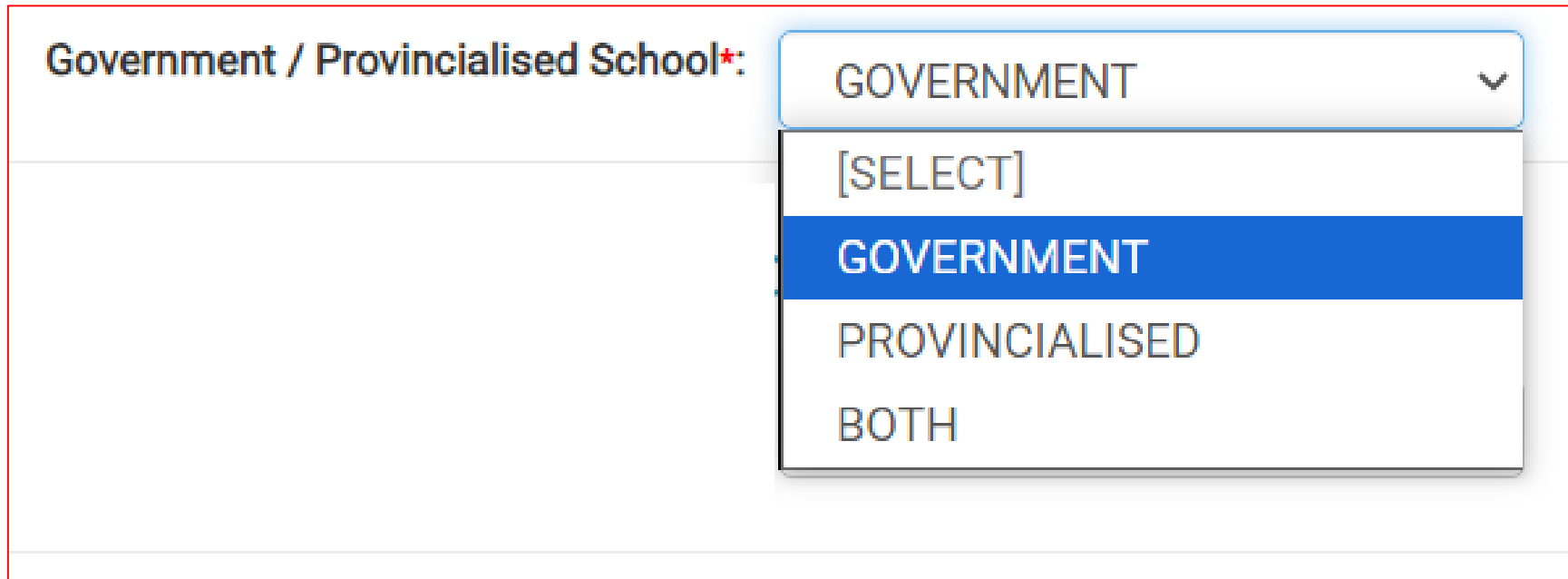
GOVERNMENT

[SELECT]

GOVERNMENT

PROVINCIALISED

BOTH

A screenshot of a web form. On the left, there is a label 'Government / Provincialised School*' in bold black text. To its right is a dropdown menu. The dropdown menu is currently open, showing a list of options. The top option is 'GOVERNMENT' in blue text. Below it is '[SELECT]' in grey text. The third option is 'GOVERNMENT' in white text on a blue background, indicating it is the selected option. Below that is 'PROVINCIALISED' in grey text, and at the bottom is 'BOTH' in grey text. A small downward-pointing chevron is visible on the right side of the dropdown menu's header.

If the candidate select “YES” for “Do you have major subject in graduation” then the next field will popup in which the candidate have to select the subject as shown below.

DO YOU HAVE MAJOR SUBJECT

Do you have major subject in graduation?*:

Major Subject in Graduation*:

<input type="radio"/> English	<input type="radio"/> Assamese	<input type="radio"/> Bengali	<input type="radio"/> Bodo	<input type="radio"/> Hindi	<input type="radio"/> Sanskrit
<input type="radio"/> History	<input type="radio"/> Geography	<input type="radio"/> Political Science	<input type="radio"/> Economics	<input type="radio"/> Sociology	<input type="radio"/> Accountancy
<input type="radio"/> Business Studies	<input type="radio"/> Other Subject				

After selecting the subject the candidate have to select “YES or No” for “Have you passed the earlier high school TET and not been appointed till date”. If the candidate select “Yes” option the next field will be popup In which the candidate have to update “High School TET Roll No”, “High School TET Application No” and “High School TET Year of Passing”.

HAVE YOU PASSED THE EARLIER HIGH SCHOOL TET AND NOT BEEN APPOINTED TILL DATE

Have you passed the earlier High School TET and not been appointed till date*:


High School TET Roll No*: High School TET Application No*: High School TET Year of Passing*:

I am aware that after the "Submit" button is clicked, I shall not be able to do any further corrections.

Once the candidate done with updating the details then they have to click on the check box highlighted above then the candidate have to Save the application by clicking on “Save as Daft” option once done the candidate can click on the “Final Submit” option to submit the Application.

Payment:


After submitting the application the candidate will get the Online Payment Option in their login as highlighted below.




GOVERNMENT OF ASSAM
OFFICE OF THE DIRECTOR OF SECONDARY EDUCATION, ASSAM KAHILIPARA, GUWAHATI-19
Online Application form for Recruitment of Graduate Teacher and Post Graduate Teacher under Government of Assam

[Online Payment Graduate Teacher](#) [Logout](#)

APPLICANT INFORMATION



Application No : 2410000068
Full name of the Applicant : SHRUTIKA
Name of father of the Applicant : PRASHANT
Applicant Date of Birth : 22/11/1998



After clicking on the online payment option the application will direct you to the page shown below here the candidate have to click on “Go for Payment” option as highlighted below.



GOVERNMENT OF ASSAM
OFFICE OF THE DIRECTOR OF SECONDARY EDUCATION, ASSAM KAHILIPARA, GUWAHATI-19
Online Application form for Recruitment of Graduate Teacher and Post Graduate Teacher under Government of Assam







Online Payment Details

User Name / Application No. :	2410000068
Applicant's Name :	SHRUTIKA
Father Name :	PRASHANT
Mother Name :	PRATIKSHA
Date of Birth. :	22/11/1998
Mobile :	8767****
Email Address :	baneshrutika011@gmail.com
Category :	GENERAL
Are You Divyang (persons with disability) :	NO
Ex-Serviceman :	NO
Fee :	500

Go for Payment

The candidate now will redirect to the payment page here the candidate can select their mode of payment put the payment details and click on “Make payment” option as highlighted below.

(The application Fees will be applied as per the category)

Payment Methods	Internet Banking	Merchant name SEBA TET Examination Fee Collection
 Net Banking >	Popular Banks	Order Id 2410000068G3388232
 Credit / Debit Cards >		Payment Amount ₹500
 QR >	Select Bank	 Privacy policy Terms & conditions
 Wallets >		
 UPI >	Make Payment for ₹500	

For Post Graduate Teacher post

After selecting the post the candidate will get the option to select “YES” or “NO” for “Do you want to apply for the post.

The screenshot shows a web form titled "POST GRADUATE TEACHER". The main question is "Do you want to apply for Post Graduate Teacher?*", which is followed by a dropdown menu. The dropdown menu is open, showing four options: "[SELECT]", "[SELECT]", "YES", and "NO". The second "[SELECT]" option is highlighted. Below the question, there is a checkbox labeled "I am aware that after the" followed by the text "able to do any further corrections.". At the bottom right of the form, there are two buttons: "Save as Draft" and "Final Submit".

POST GRADUATE TEACHER

Do you want to apply for Post Graduate Teacher?*

I am aware that after the [unclear] able to do any further corrections.

[SELECT] [SELECT] YES NO

Save as Draft Final Submit

After selecting “Yes” the candidate will have to select from the post as shown below.

POST GRADUATE TEACHER

Do you want to apply for Post Graduate Teacher?*:

Posts for Post Graduate Teacher*:

- Accountancy
- Banking
- Finance

After selecting the post the next field of “Do you have Accountancy as one of the subject in graduation” will pop up as shown below.

Posts for Post Graduate Teacher*:

- Accountancy
- Banking
- Finance

Do you have Accountancy as one of the subject in graduation?*:

Now the Candidate have to select weather he is from“Government/Provincialised School”or Both as shown below.

Government / Provincialised School*:

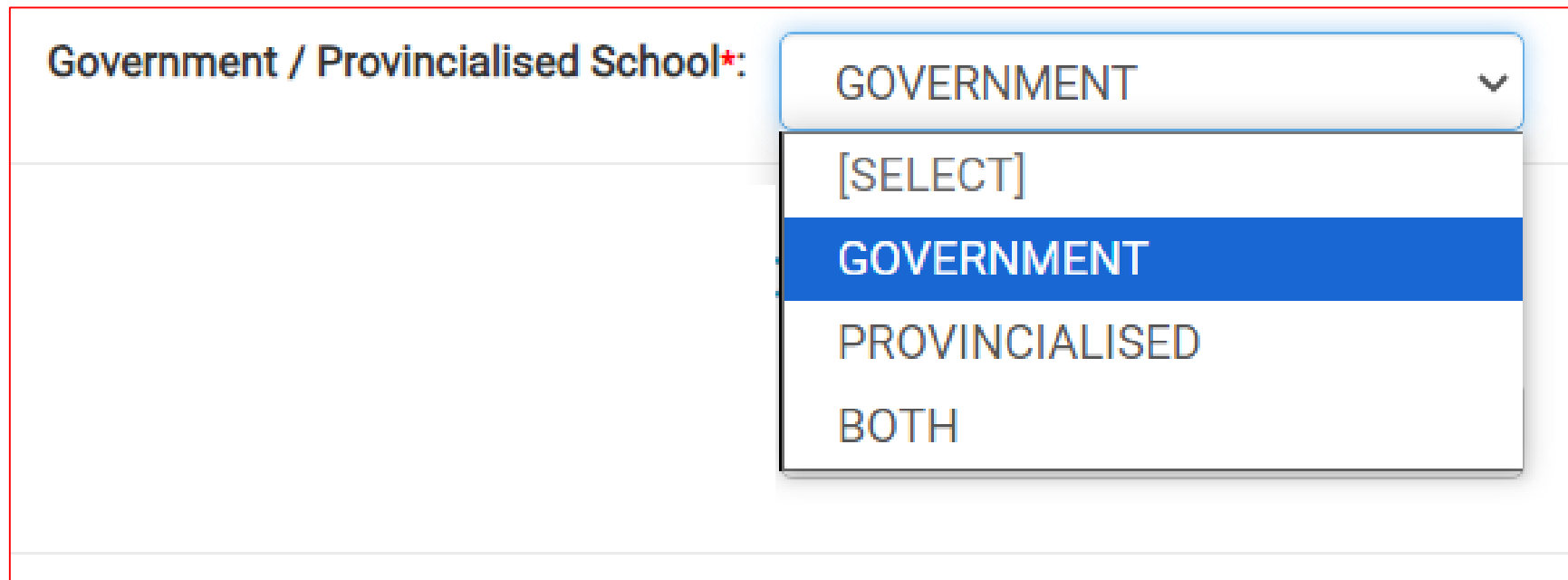
GOVERNMENT

[SELECT]

GOVERNMENT

PROVINCIALISED

BOTH

A screenshot of a web form. On the left, there is a label 'Government / Provincialised School*' in bold black text. To its right is a dropdown menu. The dropdown menu is currently open, showing a list of options. The top option is 'GOVERNMENT' in blue text. Below it is '[SELECT]' in grey text. The third option is 'GOVERNMENT' in white text on a blue background, indicating it is the selected option. Below that are 'PROVINCIALISED' and 'BOTH' in grey text. A small downward-pointing chevron is visible on the right side of the dropdown menu's header.

After selecting the subject the candidate have to select “YES or No” for “Have you passed the earlier high school TET and not been appointed till date”. If the candidate select “Yes” option the next field will be popup In which the candidate have to update “High School TET Roll No”, “High School TET Application No” and “High School TET Year of Passing”.

HAVE YOU PASSED THE EARLIER HIGH SCHOOL TET AND NOT BEEN APPOINTED TILL DATE

Have you passed the earlier High School TET and not been appointed till date*:

High School TET Roll No*: High School TET Application No*: High School TET Year of Passing*:

I am aware that after the "Submit" button is clicked, I shall not be able to do any further corrections.


Once the candidate done with updating the details then they have to click on the check box highlighted above then the candidate have to Save the application by clicking on “Save as Daft” option once done the candidate canclick on the “Final Submit” option to submit the Application.

Payment:

After submitting the application the candidate will get the Online Payment Option in their login as highlighted below. (If the candidate get eligible for post graduation teacher post then the candidate have to make two different payment for graduation and post graduation post)

[Apply Post](#) [Online Payment Post Graduate Teacher](#) [Logout](#)

APPLICANT INFORMATION



Application No : 2410000076
Full name of the Applicant : UTSAVI
Name of father of the Applicant : ARUN
Applicant Date of Birth : 22/11/1998

GRADUATE TEACHER ONLINE PAYMENT STATUS







Online Payment for Graduate Teacher is Pending. Please Make Online Payment

POST GRADUATE TEACHER ONLINE PAYMENT STATUS

Online Payment for Post Graduate Teacher is Pending. Please Make Online Payment

The candidate now will redirect to the payment page here the candidate can select their mode of payment put the payment details and click on “Make payment” option as highlighted below.

(The application Fees will be applied as per the category)

Payment Methods	Internet Banking	Merchant name SEBA TET Examination Fee Collection
 Net Banking >	Popular Banks	Order Id 2410000068G3388232
 Credit / Debit Cards >		Payment Amount ₹500
 QR >		
 Wallets >		
 UPI >		
	Select Bank	
	<input type="text" value="Search..."/>	
	Make Payment for ₹500	
		 Privacy policy Terms & conditions

Once done with the payment the candidate can download the application by clicking on the “View Application Report” option highlighted below.



The screenshot displays the user interface of the Government of Assam recruitment portal. At the top, there is a blue header with the state emblem and the text: "GOVERNMENT OF ASSAM OFFICE OF THE DIRECTOR OF SECONDARY EDUCATION, ASSAM KAHILIPARA, GUWAHATI-19 Online Application form for Recruitment of Graduate Teacher and Post Graduate Teacher under Government of Assam". On the right side of the header, there are two links: "View Application Report" and "Logout". Below the header, a white box titled "APPLICANT INFORMATION" contains a profile picture of a man in a red shirt and a signature. To the right of the photo, the following details are listed: Application No : 2410000076, Full name of the Applicant : UTSAVI, Name of father of the Applicant : ARUN, and Applicant Date of Birth : 22/11/1998.

GOVERNMENT OF ASSAM
OFFICE OF THE DIRECTOR OF SECONDARY EDUCATION, ASSAM KAHILIPARA, GUWAHATI-19
Online Application form for Recruitment of Graduate Teacher and Post Graduate Teacher under Government of Assam

[View Application Report](#) [Logout](#)

APPLICANT INFORMATION




Application No : 2410000076
Full name of the Applicant : UTSAVI
Name of father of the Applicant : ARUN
Applicant Date of Birth : 22/11/1998

GOVERNMENT OF ASSAM
OFFICE OF THE DIRECTOR OF SECONDARY EDUCATION, ASSAM KAHILIPARA, GUWAHATI-19
Online Application form for Recruitment of Graduate Teacher and Post Graduate Teacher under Government of Assam


Application No.	2410000076
Full name of the Applicant	UTSAVI
Name of Father/ Guardian	ARUN
Name of mother of the Applicant	ADITI
Gender	FEMALE
Do you have Registration Number of Employment Exchange of Assam?	NO
Registration Number of Employment Exchange of Assam	WILL APPLY
Category	GENERAL
Are You Divyang (Physically Challenged)	NO
Ex-Serviceman	NO
Applicant's Date Of Birth	22/11/1998
Nationality	INDIAN
Religion	HINDUISM
Permanent Residents of Assam	YES
Language of MIL/Language (HSLC Or equivalent examination)	ENGLISH (IL)
Language as one of subject, If any other than MIL	READ IN ENGLISH
Medium of Instructions in Class X	ENGLISH
Do you have Aadhaar Card	YES
Aadhaar Card Number	987454612201
Marital Status	NO
Permanent Address Information	ASD, ERT, JKJK, ASSAM, ASSAM, BARPETA, 000001
Mobile Number	7506677546
E-Mail	desaiutsavi67@gmail.com
Medium of Test Booklet	ENGLISH
District For Appearing in The Written Examination	DIBRUGARH
Choice of District for Examination	
Ncc / Sports / Fine Arts And Cultural Activities	
NCC ('C' or 'B' Certificate)	NO
Sports (Participation in recognized sports at National Level representing Assam)	NO
Fine Arts and Cultural Activities (Achievements in Fine Arts and Cultural Activities representing the State officially at National Level.)	NO



Qualification details (All Degrees must be acquired from recognized University/Board)								
Course	Stream	Marks Obtained	Total Marks	Percentage of Marks	Year Of Passing	Roll No.	Name of School/Institute	Name of Board / University
HSLC or equivalent examination passed		85	100	85	2014	00001	ASC	ASSAM
HSSLC or equivalent examination passed	COMMERCE	75	100	75	2016	00002	ABC	ASSAM
Graduate degree	COMMERCE	98	100	98	2019	00003	RFG	Mode of Course: REGULAR Name of Board / University: ASSAM
Post Graduate Degree	MCOM - Accountancy or Finance	78	100	78.00	2022	00005	assam	Mode of Course: REGULAR Name of Board / University: assam
Professional Qualification in Teacher Education	B.ED	85	100	85	2016	00004	ASSAM	ASSAM
Post Graduate Teacher								
Do you want to apply for Post Graduate Teacher?	YES							
Posts for Post Graduate Teacher	Accountancy							
Government / Provincialised School	GOVERNMENT							
Higher Secondary TET Roll No	000001							
Higher Secondary TET Application No	00014555656							
Higher Secondary TET Year of Passing	2022							
Payment Details Post Graduate Teacher								
Order Id	ZUR355X03E4974							
Amount	5.00/-							
Payment Date	20-10-2024 21:12:19							

Declaration :
I declare that I have not been convicted of any criminal offence under any law of the land.
I further declare that the above entries in my application form are correct. I am fully aware that I am liable for legal actions including cancellation of my candidature if any information so provided by me above is found to be false or incorrect.
I am aware that after the "Submit" button is clicked, I shall not be able to do any further corrections. I am responsible for the correctness of the entries made in the application form.

Date : _____
Place : _____


Signature of the Applicant

THANKYOU